










Language Conventions: Capital Letter for the Personal Pronoun 'I'

Australian Curriculum		
This lesson plan could be used to support the teaching and learning of the following Content Descriptor from the Australian Curriculum.		
Y1 – Language, Expressing and Developing Ideas		
Explore differences in words that represent people, places and things (nouns, including pronouns), happenings and states (verbs), qualities (adjectives) and details such as when, where and how (adverbs) (ACELA1452)		
Child-Friendly Aim: I can use a capital letter for the word 'I'.	Success Criteria: I can use a capital letter for 'I' when I am writing about myself.	Key/New Words: Capital letter, name, important, personal pronoun.
Resources: Lesson Pack	Preparation: Capital Letter for 'I' Activity Sheet - one per child Application Activity Sheet Personal Pronoun 'I' - one per child	

Prior Learning: It will be helpful if children know the uppercase alphabet (letter name and formation).

Learning Sequence

	Introductory Activity: Capital Letter for 'I': Ask children when we use capital letters. Using the Lesson Presentation , discuss how we use them for the beginning of sentences, for names, etc. Share that we also use 'I' when we talk about ourselves. Say some examples aloud, such as 'I am a teacher', emphasising the 'I' as you speak.
	Independent Focused Activity: Composing a Sentence: Children write three sentences about themselves using the personal pronoun 'I'. Can children use a capital letter for 'I' when talking about themselves? <div style="display: flex; justify-content: space-around;"> <div style="text-align: center;">  Children complete question 1 on the Capital Letter for 'I' Activity Sheet with adult support. </div> <div style="text-align: center;">  Children complete question 1 on the Capital Letter for 'I' Activity Sheet independently. </div> </div>
	Review Activity: Capital Letter for 'I': Read the sentences on the Lesson Presentation aloud. Can the children identify what is missing? Children discuss their ideas with their talk partners. Gather ideas and discuss as a class, before revealing the answers on the Lesson Presentation .
	Consolidation Activity: Editing Text: Children read a short section of text and correct capital letters for 'I'. <div style="display: flex; justify-content: space-around;"> <div style="text-align: center;">  Children complete question 2 of the Capital Letter for 'I' Activity Sheet, reading a short section of text and correct the lowercase letters for 'I' by writing capital letters over them. </div> <div style="text-align: center;">  Children complete question 2 of the Capital Letter for 'I' Activity Sheet, reading a short section of text and rewriting it with the correct uppercase letters for 'I'. </div> </div>
	Assessment/Application Activity: Children complete the Application Activity Sheet Personal Pronoun 'I' , answering questions using the personal pronoun 'I'.